

NOIDA PUBLIC SCHOOL

A-78, Sector-23, Noida-201301, G.B. Nagar. U.P

Website: www.noidapublicschool.com

Twitter: @NPSNoida

Instagram:

NAME: _____

Class: Nursery



HURRAY! IT'S TIME FOR FUN AND PLAY!

IT'S TIME FOR THE HOLIDAYS!!

Longer days and shorter nights, Dark shades & brighter lights

Favourite music & best friends, keep away pencils keep away pens.

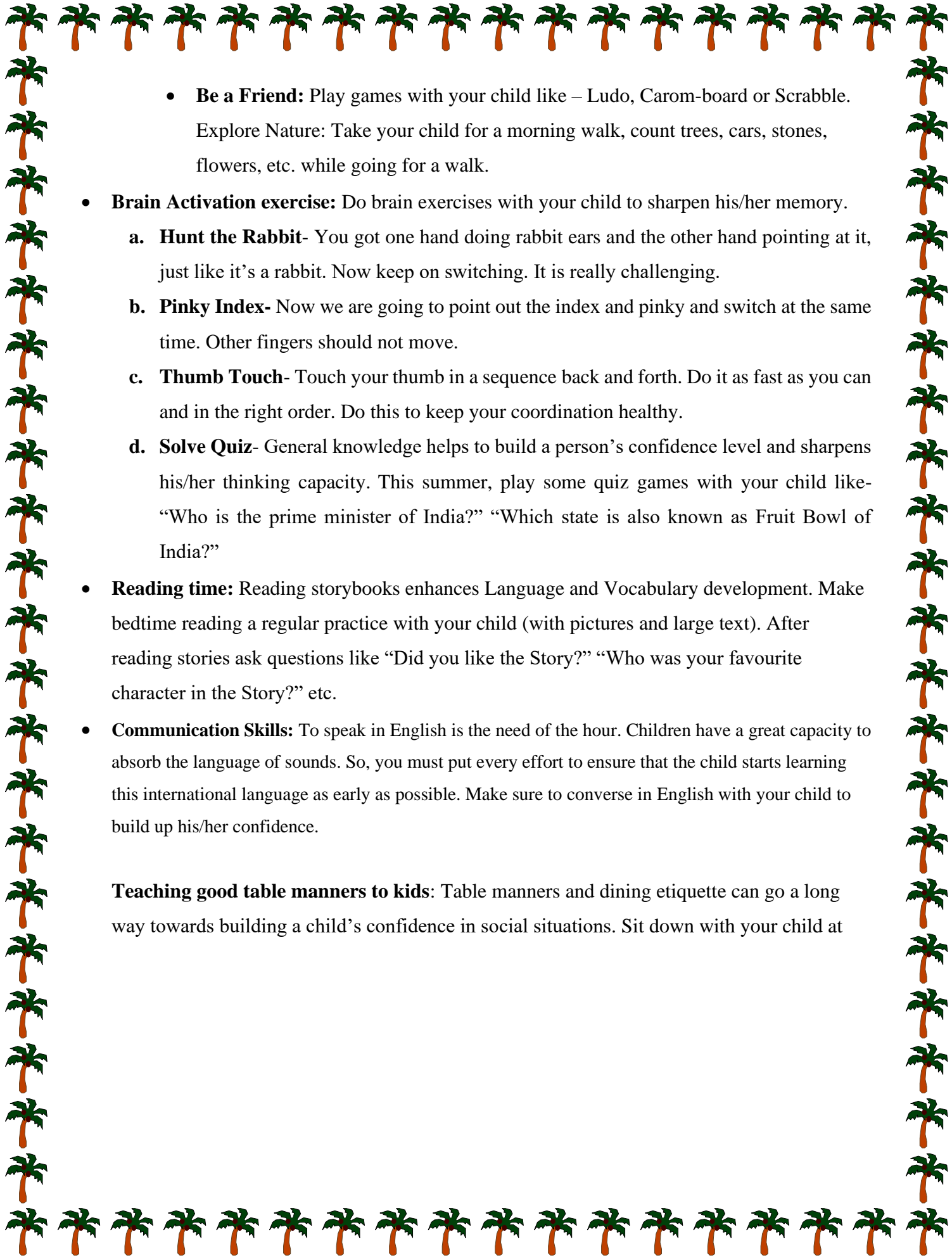
Make these days the time of your life And make the nights just as right This time only

comes once a year So live it up without inhibition and fear.

Dear Parents,

Vacations are the most appropriate time for kids to refresh and rejuvenate themselves, be creative, learn new skills and perform more enthusiastically. Children have ample energy which should be channelized in the right direction to get the best out of them. We have designed holiday homework, keeping this in mind. It will build their confidence and new skills.


Few tips for parents to make the vacation a fruitful time for their child.

- 
- **Be a Friend:** Play games with your child like – Ludo, Carom-board or Scrabble.
Explore Nature: Take your child for a morning walk, count trees, cars, stones, flowers, etc. while going for a walk.

- **Brain Activation exercise:** Do brain exercises with your child to sharpen his/her memory.
 - a. **Hunt the Rabbit-** You got one hand doing rabbit ears and the other hand pointing at it, just like it's a rabbit. Now keep on switching. It is really challenging.
 - b. **Pinky Index-** Now we are going to point out the index and pinky and switch at the same time. Other fingers should not move.
 - c. **Thumb Touch-** Touch your thumb in a sequence back and forth. Do it as fast as you can and in the right order. Do this to keep your coordination healthy.
 - d. **Solve Quiz-** General knowledge helps to build a person's confidence level and sharpens his/her thinking capacity. This summer, play some quiz games with your child like-
"Who is the prime minister of India?" "Which state is also known as Fruit Bowl of India?"
- **Reading time:** Reading storybooks enhances Language and Vocabulary development. Make bedtime reading a regular practice with your child (with pictures and large text). After reading stories ask questions like "Did you like the Story?" "Who was your favourite character in the Story?" etc.
- **Communication Skills:** To speak in English is the need of the hour. Children have a great capacity to absorb the language of sounds. So, you must put every effort to ensure that the child starts learning this international language as early as possible. Make sure to converse in English with your child to build up his/her confidence.

Teaching good table manners to kids: Table manners and dining etiquette can go a long way towards building a child's confidence in social situations. Sit down with your child at

time other than dinner and gently explain what you expect. Write it down or draw pictures to make it more interesting, so that they translate the same manners while dining out or at home











- Come to the table with clean hands and face
- Put your napkin on your lap. Start eating when everyone else does - or when given the okay to start.
- Stay seated and sit up straight.
- Keep elbows off the table while eating.
- Chew with your mouth closed and don't talk until you've swallowed.

Wishing you all happy times together!!!



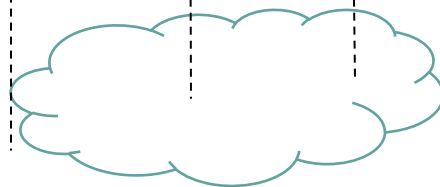

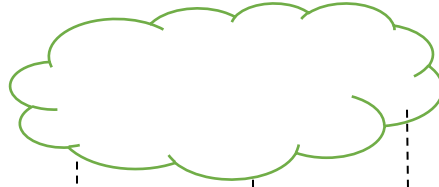

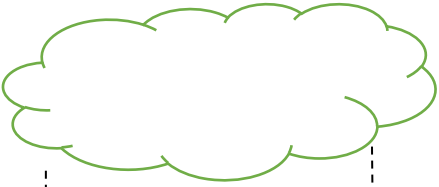
English

Q1. Match the alphabet with the same alphabet .


Q2. Trace the lines

STANDING LINES




SLEEPING LINES

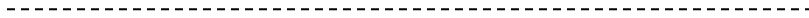
L



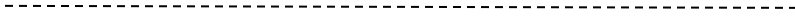
H



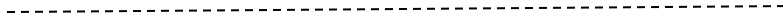
T






I



E




Trace the Curves

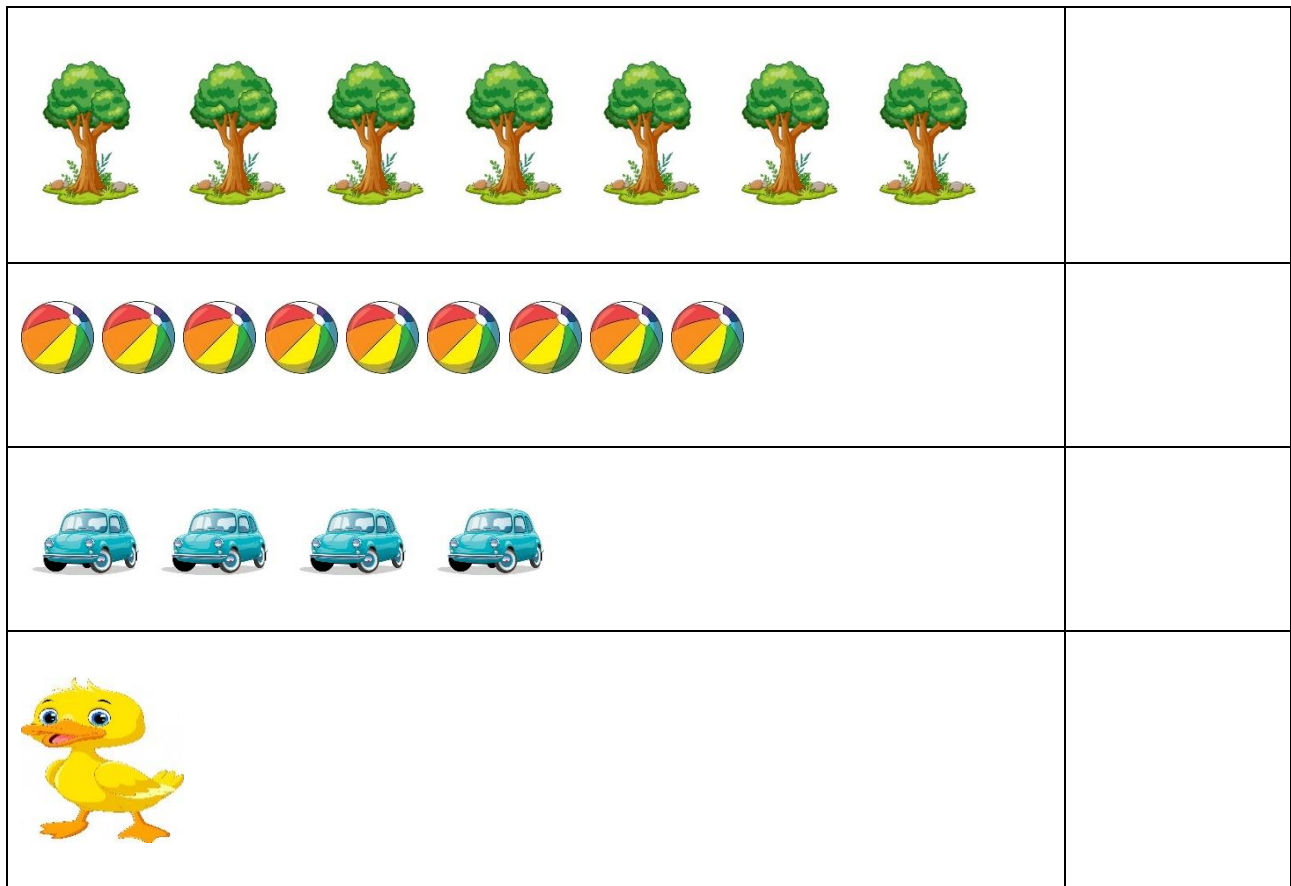


Mathematics

Q1. Circle the bigger picture in each group :



Q3. Count and write a number:

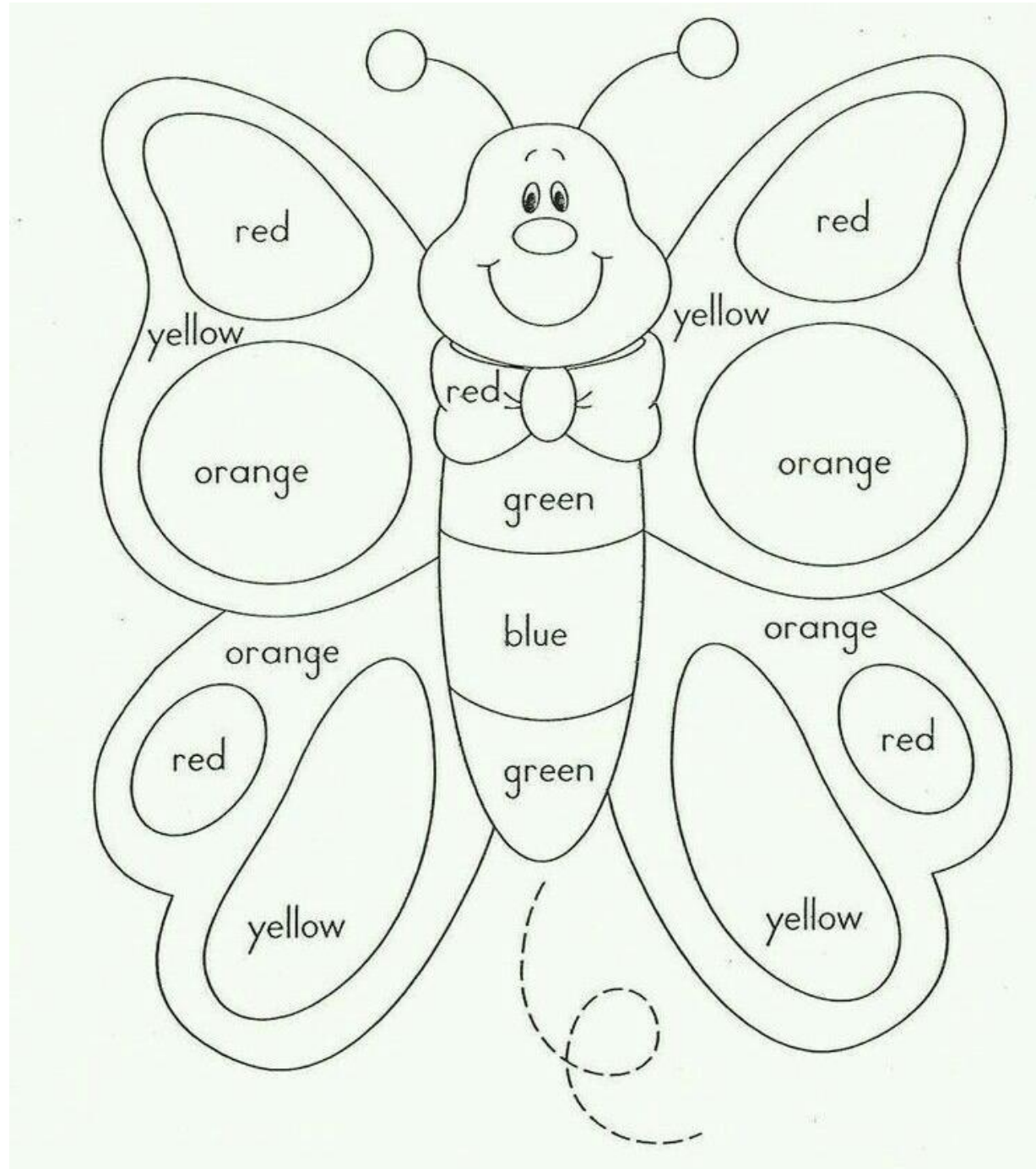




Q2. Match the number with the same number :

1	4
4	7
7	9
9	5
5	1

Colour the Butterfly according to the given colours written on the picture :



हिंदी

चित्र को चित्र से मिलाओ।



सही वर्ण को चित्र से मिलाओ



श

उ

अ

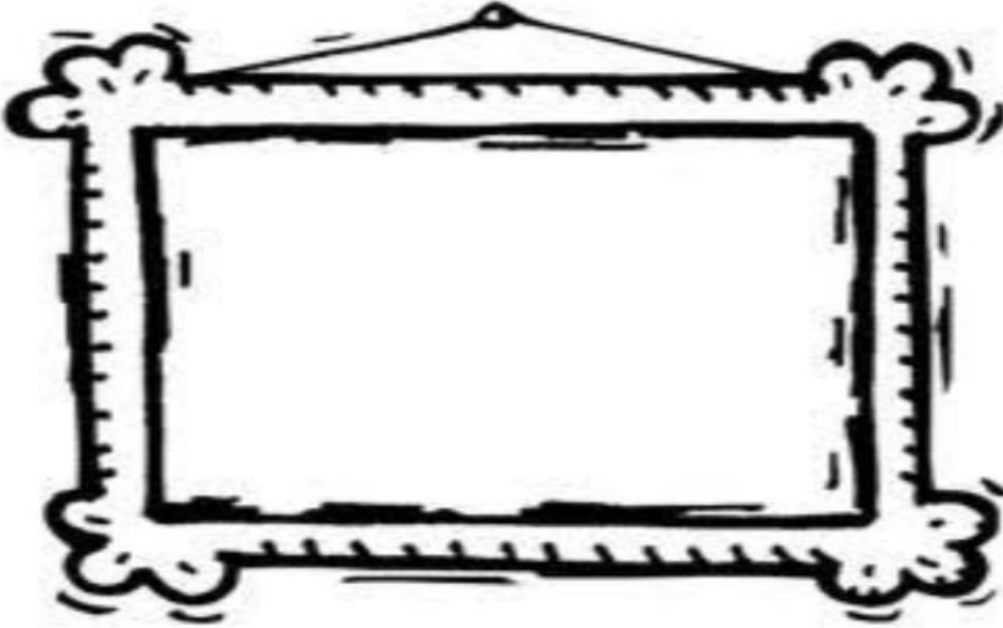
आ

इ

ऊ

MY FAMILY

Draw a picture of your family.



Match the animals to their shadows



FIVE SENSES

Match the senses with the relevant pictures!



SMELL



SIGHT



TASTE



TOUCH



HEARING

