


**NOIDA PUBLIC SCHOOL**  
**A-78, Sector-23, Noida-201301, G.B. Nagar. U.P**  
Website: [www.noidapublicschool.com](http://www.noidapublicschool.com)  
Twitter: @NPSNoida  
INSTAGRAM: @noida\_publicschool

NAME: \_\_\_\_\_

Grade: KG



HURRAY! IT'S TIME FOR FUN AND PLAY!

IT'S TIME FOR THE HOLIDAYS!!

**Longer days and shorter nights, Dark shades & brighter lights**

**Favourite music & best friends, keep away pencils keep away pens.**

**Make these days the time of your life And make the nights just as right This time only  
comes once a year So live it up without inhibition and fear.**


Dear Parents,

*Vacations are the most appropriate time for kids to refresh and rejuvenate themselves, be creative, learn new skills and perform more enthusiastically. Children have ample energy which should be channelized in the right direction to get the best out of them. We have designed holiday homework, keeping this in mind. It will build their confidence and new skills.*

Few tips for parents to make the vacation a fruitful time for their child.

- **Be a Friend:** Play games with your child like – Ludo, Carom-board or Scrabble. Explore Nature: Take your child for a morning walk, count trees, cars, stones, flowers, etc. while going for a walk.
- **Brain Activation exercise:** Do brain exercises with your child to sharpen his/her memory.
  - a. **Hunt the Rabbit-** You got one hand doing rabbit ears and the other hand pointing at it, just like it's a rabbit. Now keep on switching. It is really challenging.
  - b. **Pinky Index-** Now we are going to point out the index and pinky and switch at the same time. Other fingers should not move.
  - c. **Thumb Touch-** Touch your thumb in a sequence back and forth. Do it as fast as you can and in the right order. Do this to keep your coordination healthy.
  - d. **Solve Quiz-** General knowledge helps to build a person's confidence level and sharpens his/her thinking capacity. This summer, play some quiz games with your child like- “Who is the prime minister of India?” “Which state is also known as Fruit Bowl of India?”

- **Reading time:** Reading storybooks enhances Language and Vocabulary development. Make bedtime reading a regular practice with your child (with pictures and large text). After reading stories ask questions like “Did you like the Story?” “Who was your favourite character in the Story?” etc.
- **Communication Skills:** To speak in English is the need of the hour. Children have a great capacity to absorb the language of sounds. So, you must put every effort to ensure that the child starts learning this international language as early as possible. Make sure to converse in English with your child to build up his/her confidence.
- **Teaching good table manners to kids:** Table manners and dining etiquette can go a long way towards building a child’s confidence in social situations. Sit down with your child at a time other than dinner and gently explain what you expect. Write it down or draw pictures to make it more interesting, so that they translate the same manners while dining out or at home.



- Come to the table with clean hands and face.
- Put your napkin on your lap.
- Start eating when everyone else does— or when given the okay to start.
- Stay seated and sit up straight.
- Keep elbows off the table while eating.
- Chew with your mouth closed and don't talk until you've swallowed.

Wishing you all happy times together!!!

### General Guidelines:

- Parents are requested to only guide their children while doing the assignments.
- All the work should be handwritten and done neatly and independently.
- Neatness and presentation of the work will be highly appreciated.
- Please take a print out of the assignment and submit it neatly packed in a folder.
  - Pre School Cursive Small Letters - Do page 21 to 41
  - Pre School Cursive Capital Letters - Do page 21 to 41
  - Zoom Literacy - Do page 21 to 30
- Thus we all are departing with a promise to come back rejuvenated and full of energy.



- |  |  |
|--|--|
| <input type="checkbox"/> go hiking             | <input type="checkbox"/> read a book         |
| <input type="checkbox"/> slip 'n slide         | <input type="checkbox"/> make a smoothie     |
| <input type="checkbox"/> go camping            | <input type="checkbox"/> write a letter      |
| <input type="checkbox"/> stargaze              | <input type="checkbox"/> have a picnic       |
| <input type="checkbox"/> bike ride             | <input type="checkbox"/> watch a sunset      |
| <input type="checkbox"/> play frisbee          | <input type="checkbox"/> skip rocks          |
| <input type="checkbox"/> roast a mallow        | <input type="checkbox"/> water balloon fight |
| <input type="checkbox"/> watch a movie outside |  |
| <input type="checkbox"/> play in the sprinkler |  |



**ENGLISH**


1. Fill in the blanks by using the hints given through the pictures.



WOW!!! I can read short sentences.....

1. I can see the  \_\_\_\_\_.

2. I have a  \_\_\_\_\_.

3. My  \_\_\_\_\_ is a girl.

4. My  \_\_\_\_\_ is a boy.

5. I see an  \_\_\_\_\_.

2. Unjumble the following letters to make meaningful words.

1.



USN

\_\_\_\_\_

2.



OXB

\_\_\_\_\_

3.



YBO

\_\_\_\_\_

4.



ACT

\_\_\_\_\_

3. Fill in the blanks with the letters given in the HELP BOX.

A B C D E F

1.



\_\_\_pple

4.



\_\_\_og

2.



\_\_\_all

5.



\_\_\_lephant

3.



\_\_\_at

6.



\_\_\_ish

4. Fill in the blanks by using the correct phonetic sound. (a or e only)

1. C \_\_\_ T

5. J \_\_\_ R

2. B \_\_\_ D

6. F \_\_\_ N





3. M \_\_\_ T

7. N \_\_\_ T

4. \_\_\_ GG

8. H \_\_\_ N

5. Write two more rhyming words for the following.

- |    |   |      |       |       |
|----|---|------|-------|-------|
| 1. |    | Ball | _____ | _____ |
| 2. |    | Hat  | _____ | _____ |
| 3. |   | Bell | _____ | _____ |
| 4. |  | Hen  | _____ | _____ |

**CREATIVE ACTIVITY:**

*"Creative projects planned for you,  
Holder rings and faces too!  
Let your little fingers create,  
yourself or with a mate!"*

- It is the time to reuse plastic bottles or tin cans and let's make some new attractive craft out of it.
- So, encourage your kids to come up with some innovative and creative ideas.
- Below are few examples how to make unique things. You can add your creativity and come up with new ideas.



# MATHEMATICS

1. Count the following objects and write the number in the space provided.

a)  = \_\_\_\_\_

b)  = \_\_\_\_\_

c)  = \_\_\_\_\_

d)  = \_\_\_\_\_

2. Match the numbers given in Column A with numbers given in Column B.

## COLUMN A

56

24

43

18

37

69

40

## COLUMN B

37

40

69

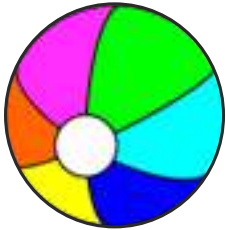
56

43

24

18

3. Write Big or Small for the following.



**4. Complete the number series.**

a) 42      43      \_\_\_\_\_      \_\_\_\_\_      \_\_\_\_\_  
         \_\_\_\_\_

b) 16      17      \_\_\_\_\_      \_\_\_\_\_      \_\_\_\_\_  
         \_\_\_\_\_

c) 27      28      \_\_\_\_\_      \_\_\_\_\_      \_\_\_\_\_  
         \_\_\_\_\_

d) 51      52      \_\_\_\_\_      \_\_\_\_\_      \_\_\_\_\_  
         \_\_\_\_\_

e) 75      76      \_\_\_\_\_      \_\_\_\_\_      \_\_\_\_\_  
         \_\_\_\_\_

**5. Fill in the boxes with the missing numbers.**

1	11		31	41	51		71	81	
2		22	32		52	62	72		92
3	13	23		43	53		73	83	
4	14		34	44		64	74		94
	15	25	35		55	65		85	95
6		26	36	46		66	76	86	
7	17		37	47	57		77	87	97
8	18	28		48	58	68		88	
9		29	39		59	69	79		99
10	20	30		50	60		80	90	100



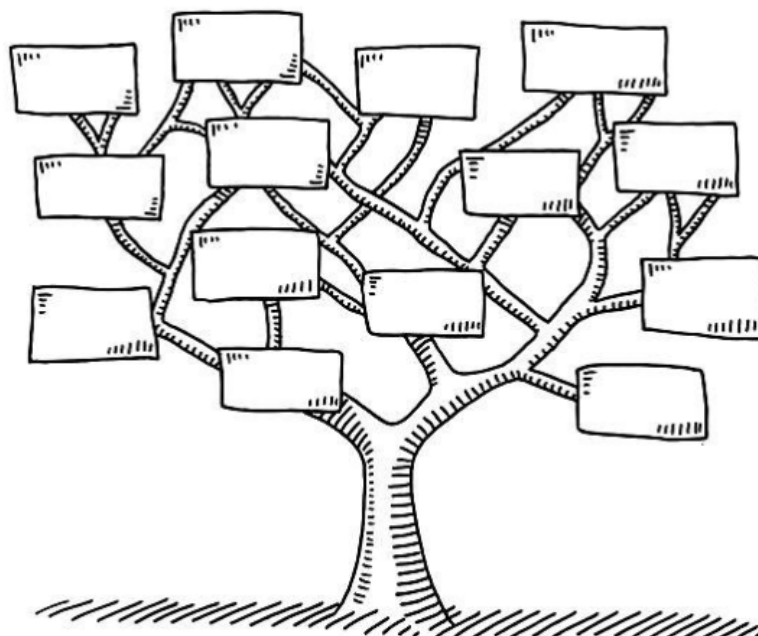
# EVS

Q1. Identify the body parts given in the picture :



Nose	hair	mouth
leg	eyebrow	Ear
Knee	stomach	shoulder
	ankle	

Q2. Make a Family Tree by pasting picture of your family members and write their relation with you :



## हिंदी .

प्रश्न१. कोई पांच दो अक्षर के शब्द लिखिए और उनके चित्र भी बनाइये या चिपकाइये।


1. \_\_\_\_\_




2. \_\_\_\_\_




3. \_\_\_\_\_



4. \_\_\_\_\_



5. \_\_\_\_\_



प्रश्न२. निम्न चित्रों की सहायता से वाक्य पूरे कीजिये ।



1. \_\_\_\_\_ चख ।



2. \_\_\_\_\_ भर ।



3. \_\_\_\_\_ चल ।



4. \_\_\_\_\_ पर चल ।

प्रश्न३. अक्षर जोड़कर शब्द बनाइये ।

1. क + म + ल = \_\_\_\_\_

2. न + य + न = \_\_\_\_\_

3. म + ग + र = \_\_\_\_\_

4. स + इ + क = \_\_\_\_\_

5. ह + व + न = \_\_\_\_\_

6. न + म + क = \_\_\_\_\_

7. म + ट + र = \_\_\_\_\_

8. ब + ट + न = \_\_\_\_\_

प्रश्न४. गोले में दिए गए अक्षर की सहायता से शब्द पूरे कीजिये ।

र

म ग -----

न ह -----

श ह -----

न ग -----

सुंदर लेख  
लिखिए



प्रश्न५ सुंदर लेख लिखिए ।

अब नहर तक चल ।

---

---

---

---

कलम पकड़ कर रख ।

---

---

---

---

## Syllabus of P.T – I Assessment

S.NO.	SUBJECT	CONCEPTS/TOPICS
1	HINDI	<p>अप्रैल:</p> <p>लिखित: स्वर और व्यंजन का अभ्यास, दो , तीन अक्षरों वाले शब्द। प्री स्कूल स्वर लेखन - पेज न. 4 से 11 तक, प्री स्कूल शब्द लेखन - पेज नो. 3 से 50 तक. स्वर लेवल- C - पेज न. 7 से 22 तक</p> <p>मौखिक: स्वर और व्यंजन दो , तीन अक्षरों वाले शब्द। , कविता: सीख पेज न.14 वार्तालाप: आपका नाम क्या है? आप कौन सी कक्षा में पढ़ते हो? आप कितने वर्ष के हो? आपके स्कूल का नाम क्या है?</p> <p>मई</p> <p>लिखित: चार अक्षरों वाले शब्द, आ की मात्रा, प्री स्कूल स्वर लेखन - पेज न. 12 से 21 तक, प्री स्कूल शब्द लेखन - पेज न. 51 से 96 तक. स्वर लेवल- C - पेज नो 23 से 38 तक</p> <p>मौखिक: चार अक्षरों वाले शब्द, आ की मात्रा, कविता : चंदा मामा पेज न.15 (हॉप एंड चांट) बादल - पेज न.38 ( स्वर लेवल – C) वार्ताला : आपके मुख्याध्यापक का क्या नाम है? आपकी कक्षा अध्यापिका का क्या नाम है?</p>
2	ENGLISH	<p>APRIL</p> <p><b>WRITTEN</b>:-1.Revision of small cursive (a-z). 2. Introduction of capital cursive letter. 3. Introduction of capital cursive letter (A-M).</p> <p><b>TEXTBOOK</b>:-1.Pre- school Cursive Small Letter (Pg.4 to 25). 2. Pre- school Cursive Capital Letter (Pageno.3 to 41). 3.Zoom Phonics – Page no. 9</p> <p><b>ORAL</b>:-1.Revision of words of letters(A-Z).2.Recitation of 'a'sound words</p> <p><b>RHYMES</b>:-1.Thank you God &amp; Early to Bed</p> <p><b>CONVERSATION</b>:-1.Basic greetings.2.What is your name? 3.How old are you? 4. Where do you live? 5. How is your father? 6. How is your mother? 7. In which class do you study? 8. In which school do you study?</p> <p><b>MAY</b></p> <p><b>WRITTEN</b>:-1. Cursive letter (N-Z). 2. Vowels &amp; Consonants 3. 'a &amp; e' sound words. 4. CVC Words</p> <p><b>TEXTBOOK</b>:-1.Pre- school Cursive Small Letter (Pageno.26 to 51 ).</p>

		<p>2. Pre- school Cursive Capital Letter (Pageno.42 to 80).</p> <p>3. Zoom Literacy – Page no. 35 to 46</p> <p>4. Zoom Phonics – Page no. 10 to 12</p> <p><b>ORAL:-</b>Recapitulation of Vowels &amp; Consonants (a,e,i,o,u) through picture reading. Recapitulation and drecitation of ‘a’sound words.</p> <p><b>RHYMES:-</b>Hot Cross Bun &amp; An Apple</p> <p><b>CONVERSATION:</b>1.How do you wish your teacher in the morning?</p> <p>2. What do you say to your teacher when you leave the school?</p> <p>3. How do you wish your friends in the evening?</p> <p>4. How do you wish your parents at night before sleeping?</p>
--	--	---

3	MATHS	<p><b>APRIL:</b></p> <p><b>Written:</b></p> <ol style="list-style-type: none"> <li>Counting (1-100)</li> <li>Missing numbers(1-50)</li> <li>Introduction of concepts (Big &amp; Small – Big , Bigger , Biggest ,Tall &amp; Short,- Tall , Taller , Tallest Long &amp; Short,- Long , Longer , Longest Up &amp; Down , Full &amp; Empty , In &amp;Out, More &amp; less, few &amp; many , heavy &amp; light)</li> <li>Number name 1-10</li> </ol> <p><b>Textbook:</b> Zoom Numeracy – page no. 8 to 11 Zoom Numeracy- page no. 63,64,65,70 85 &amp; 86 &amp;108,110 to 112, 122 to 125.</p> <p><b>Oral:</b></p> <ol style="list-style-type: none"> <li>Counting (1-100)</li> <li>Backward counting(10-1)</li> </ol> <p><b>MAY:</b></p> <p><b>Written:</b></p> <ol style="list-style-type: none"> <li>Introduction of concepts (Thick &amp; Thin , Right &amp; Left ,Front &amp; Back , Top &amp; Bottom)</li> <li>Number name 11-20</li> <li>Backward Counting 20-1</li> <li>Concept of Sets, Zero ,Sorting Same</li> </ol> <p><b>Textbook:</b> Zoom Numeracy – page no. 12 to 21 Zoom Numeracy- page no. 73 to 77 &amp; 106,</p> <p><b>Oral:</b></p> <ol style="list-style-type: none"> <li>Reverse counting(30 -1)</li> <li>Spelling of number names 1-20</li> </ol>
---	-------	--

4	EVS	<p><b>APRIL:</b></p> <p><b>Written:</b> All About Me</p> <ol style="list-style-type: none"> <li>1. My Pictures</li> <li>2. My Face</li> <li>3. My Body</li> <li>4. My Senses</li> </ol> <p><b>Textbook: ZOOM GENERAL</b> <b>AWARNES</b> Page no.7 to 14.</p>
		<p>Oral:</p> <p>Written:</p> <ol style="list-style-type: none"> <li>1. All About Me</li> <li>2. My Pictures</li> <li>3. My Face</li> <li>4. My Body</li> <li>5. My Senses</li> </ol> <p><b>Converstion:</b></p> <ol style="list-style-type: none"> <li>1. How many hand do you have?</li> <li>2. How many legs do you have?</li> <li>3. How do your feet and legs help you?</li> <li>4. How do you hear?</li> <li>5. How do you smell?</li> </ol> <p><b>MAY:</b></p> <p>Written:</p> <ol style="list-style-type: none"> <li>1. Family</li> <li>2. I Know My Way Around</li> <li>3. My School</li> </ol> <p><b>Textbook: ZOOM GENERAL</b> <b>AWARNES</b> Page no. 15 to 24</p> <p>Oral:</p> <ol style="list-style-type: none"> <li>1. Family</li> <li>2. I Know My Way Around</li> <li>3. My School</li> </ol> <p>Conversation:</p> <ol style="list-style-type: none"> <li>1. Who tells you new things in the school?</li> <li>2. Who helps you with your home work?</li> <li>3. Who takes you for shopping?</li> <li>4. Who cooks food for you?</li> </ol>

Prepared by:  
Kirti Dutt Mehta