


NOIDA PUBLIC SCHOOL
A-78, Sector-23, Noida-201301, G.B. Ngr., U.P
SUMMER BREAK ASSIGNMENT 2018-19
Website: noidapublicschool.com; Twitter: @NPSNoida



NAME: _____ Contact No. _____ CLASS: KG



Lots of play,
lots of fun, Funfilled activities,
under the sun Have lemonade
and keep cool
It's holidays - let's splash in
the pool.



Dear Parents,

Holidays are meant for enjoyment and if this time is used for creative pursuits, it becomes a learning experience. The holiday homework has been designed to be a meaningful and creative exercise. Do ensure the child is involved with your guidance.

Wishing you all happy times together!!!

General Guidelines:

1. Homework should be done neatly under parental supervision.
2. Make sure all syllabus covered till the month of May must be revised thoroughly.
3. Kindly make sure that your ward must come to school in clean and proper uniform with proper hair cut.
4. The school will reopen on 2nd July 2018 i.e., on Monday at its usual timings and the students are required to submit their Summer Break Assignment on the very same day.
5. For any query you may contact: (Ms. Kirti 9818522576 & Ms. Jyotsna 9971603488).
6. **Summer Break Assignment is available on school's website**



ENGLISH LANGUAGE:

Activity 1: Encourage your child to introduce himself/herself freely to friends, visitors and relatives who visit your home.

Good Morning/Good Afternoon/ Good Evening!!!!!!

My name is and I amyears old. I am a student ofSchool and study inclass.

My hobbies are

I love my teacher and parents.

Activity 2: Make your family tree by pasting the photographs of your family members.



Activity 3: Do a page of cursive writing on every alternate day to improve your handwriting in a separate four lined notebook.

Activity 4: Let's converse in small English sentences like:

How are you? I am good. Thank you.

I am thirsty. Please give me water.

Please open/close my tiffin / bag.

I have finished my work/food.

Please switch off the light/fan.

Activity 5: Rhyme Time!!!!!!!!!!!!

We say "Thank You"

We say "Please"

We say "Sorry"

And "Excuse Me"

When we sneeze

That's the way

We do what's right

We have manners

We are polite.

ACTIVITY 6: Prepare your child for the story telling competition which is to be held on

Two sample stories are given below. You can prepare your child to present the same stories given below or your child can pick up any story, memorize and present with props and actions. Also, tell the child meaning of underlined words.

Story 1: The Cat's Judgement

Once a partridge lived on a peepal tree. One day she left home to look for food. While she was away, a rabbit found her empty nest and made it his home. When the partridge returned, she was surprised and asked the rabbit to leave but he refused. Both argued loudly. Many animals and birds gathered around. They suggested both to take the dispute to a judge.

Both travelled far and wide and approached a tom-cat. The tom-cat was very wicked. Seeing them approaching, he started praying loudly. Both decided the tom-cat to be their judge thinking him to be a holy cat. They explained the entire argument to the cat. They trusted the holy cat and went closer to him. As soon as they moved forward, the cat hit them hard with his paws, killed them and ate them up.

Moral: Never trust a stranger, even though he may seem very friendly.

Story 2: The Tale of Three Fishes

Once upon a time three fishes lived in a pond. They were best friends. One day while playing in the water near the shore, one of them overheard a fisherman telling another fisherman, "This pond is full of fishes. Let's come back here tomorrow for fishing....."

Hearing this, she rushed back to her friends and told them everything. But both the other fishes were adamant and did not want to leave as they had lived in that pond all their life. But the third one did not want to take any risk and left for another pond. The next morning, the fishermen came and cast their net. The two friends were caught in the net and met their end.

Moral: One who does not adapt to change, often perishes.

ACTIVITY 7: Paste the pictures related to the (vowels) ALPHABETS.

A

E

I

O

U

ACTIVITY 8: Join each letter to the picture with the same beginning sound:

I



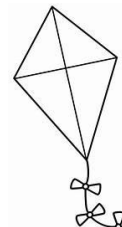
S




H



F



K




M



ACTIVITY 9: Learn the following rhyme:

Twinkle, twinkle little star,
Look how clean my two hands are,
Soap and water, wash and scrub
Get those germs off rub-a-dub
Twinkle, twinkle little star,
Look how clean my two hands are.



MATHEMATICS



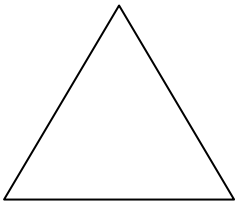
ACTIVITY 1: Fill colors in the following shapes according to the given color code:

Circle = Red

Triangle = Green

Square = Blue

Rectangle = Yellow



ACTIVITY 2: Paste 2 pictures for each of the following shape:

1. Circle

2. Square


3. Triangle

4. Rectangle

ACTIVITY 3: Fill in the missing numbers:

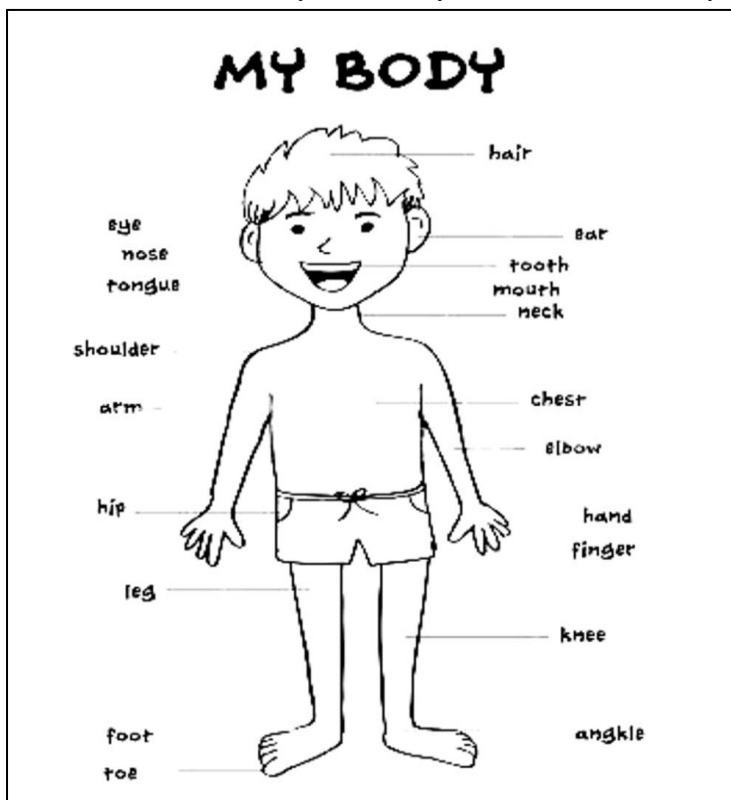
1		3		5		7		9	
	12		14		16		18		20
		23				27			
31			34				38		40
	42			45				49	

ACTIVITY 4: Write 'T' for Taller, 'B' for Bigger, 'S' for Shorter & 'Sm' for Smaller. Color the Tall & Bigger object with Blue color and Short & Smaller objects with Yellow color.



EVS

ACTIVITY 1: Hey!!!! Help me in identifying my body parts.



REMEMBER:

We should always keep our body clean.

We should take a bath everyday.

We should wear clean clothes.

ACTIVITY 2: Educate your child about the good touch bad touch and differentiation of those. Teach them child safety rules.

ACTIVITY 3: Paste pictures of hygiene materials such as soap, toothbrush, towel, comb, tissue, hand sanitizer etc.

ACTIVITY 4: Paste pictures of any five fruits and pen down their names below their pictures.

हिंदी

गतिविधि 1:

अ से अ: तक दो बार अपनी कॉपी में लिखो।

गतिविधि 2:

क से झ तक दो बार अपनी कॉपी में लिखो।



गतिविधि 3:

निम्नलिखित वर्ण से शुरू होने वाले चित्र चिपकाइए।

म	ल	स	न
---	---	---	---

गतिविधि 4:

चित्रों को पहचानकर उनके नाम का पहला वर्ण लिखो:



गतिविधि 5:

चित्रों को पहचानकर ठीक वर्ण पर गोला लगाओ:



च ज



ड ड़



ध घ



म भ



य थ



व व



उ ऊ



स श



घ ङ

गतिविधि 6:

वर्णों को जोड़कर शब्द लिखो:

ज ग =



घ र =

फ न =



ध न =

र थ =



व क =

ख त =



प ढ =

